



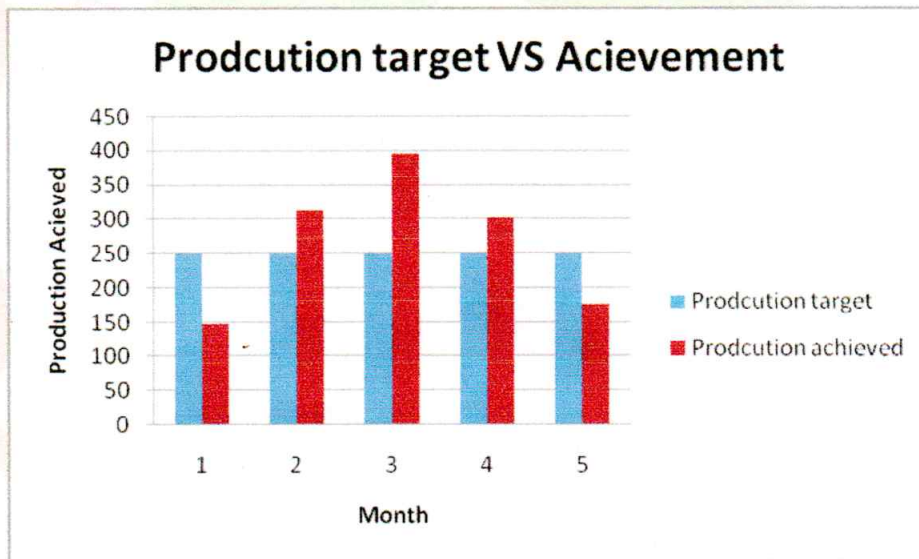
# National Tubes Limited

Tongi, Gazipur

## Data analysis on production target achievement

Data type : Production in different Month.  
Data Analysis method : Quantitative data analysis method  
Reporting Way : How amount Pipe production in a Month  
Frequency : Half Yearly.

		Production (Metric Ton)	
		Fiscal Year	Fiscal Year
SL.NO	Month	2018-19	2019-20
1	November	142.665	147.764
2	October	205.316	311.37
3	September	205.316	395.116
4	August	173.596	300.3
5	July	125.271	176.445
	<b>Total Production</b>	<b>852.164</b>	<b>1330.995</b>





**Production Target achieved** = (Production target-Production Achieved)/ Production target

$$= (1250-1330.995)/ 1250$$

$$= 106.47 \%$$

\*\*\* Total production target is 3000 MT, for five month target is 1250 MT

Prepared by:   
Aminur Rahman Rasel

Approved by:   
Mahmud Iftekhar Khan