



National Tubes Limited

Tongi, Gazipur


Data analysis on Production Target Achievement (MS & GI Pipe)


Data type : Production in different Month.
 Data Analysis method : Quantitative data analysis method
 Reporting Way : How amount Pipe production in a Month
 Frequency : Yearly.

SL. NO	Month	Production (Metric Ton)	
		Fiscal Year 2021-2022	
		Production Target	Achievement
1	July	41.667	0
2	August	41.667	0
3	September	41.667	0
4	October	41.667	0
5	November	41.667	0
6	December	41.667	0
7	January	41.667	0
8	February	41.667	0
9	March	41.667	0
10	April	41.667	0
11	May	41.667	0
12	June	41.667	0
Total Production		500.000	0



Production Target achieved = (Production Achieved*100)/ Production target
 = (0.00*100)/ 500.000
 = 0.00 %

Prepared by: 
 Aminur Rahman Rasel

Approved by: 
 Mahmud Iftekhar Khan



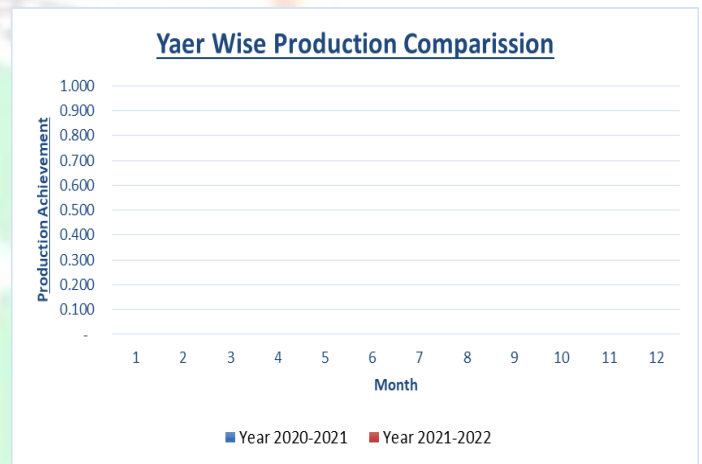
National Tubes Limited

Tongi, Gazipur

Data analysis on Year wise production achievement (MS & GI Pipe)


Data type : Production in different Month.
 Data Analysis method : Quantitative data analysis method
 Reporting Way : How amount Pipe production in a Month
 Frequency : Yearly.

SL. NO	Month	Production (Metric Ton)	
		Production Achievement	
		Fiscal Year 2020-2021	Fiscal Year 2021-2022
1	July	0	0
2	August	0	0
3	September	0	0
4	October	0	0
5	November	0	0
6	December	0	0
7	January	0	0
8	February	0	0
9	March	0	0
10	April	0	0
11	May	0	0
12	June	0	0
Total Production		0	0



Production Increase = (Production year 2021-22 - Production year 2020-21)/ Production year 2020-21
 = (0- 0)/0.00
 = 00.00 %

Prepared by: 
 Aminur Rahman Rasel

Approved by: 
 Mahmud Iftekhar Khan